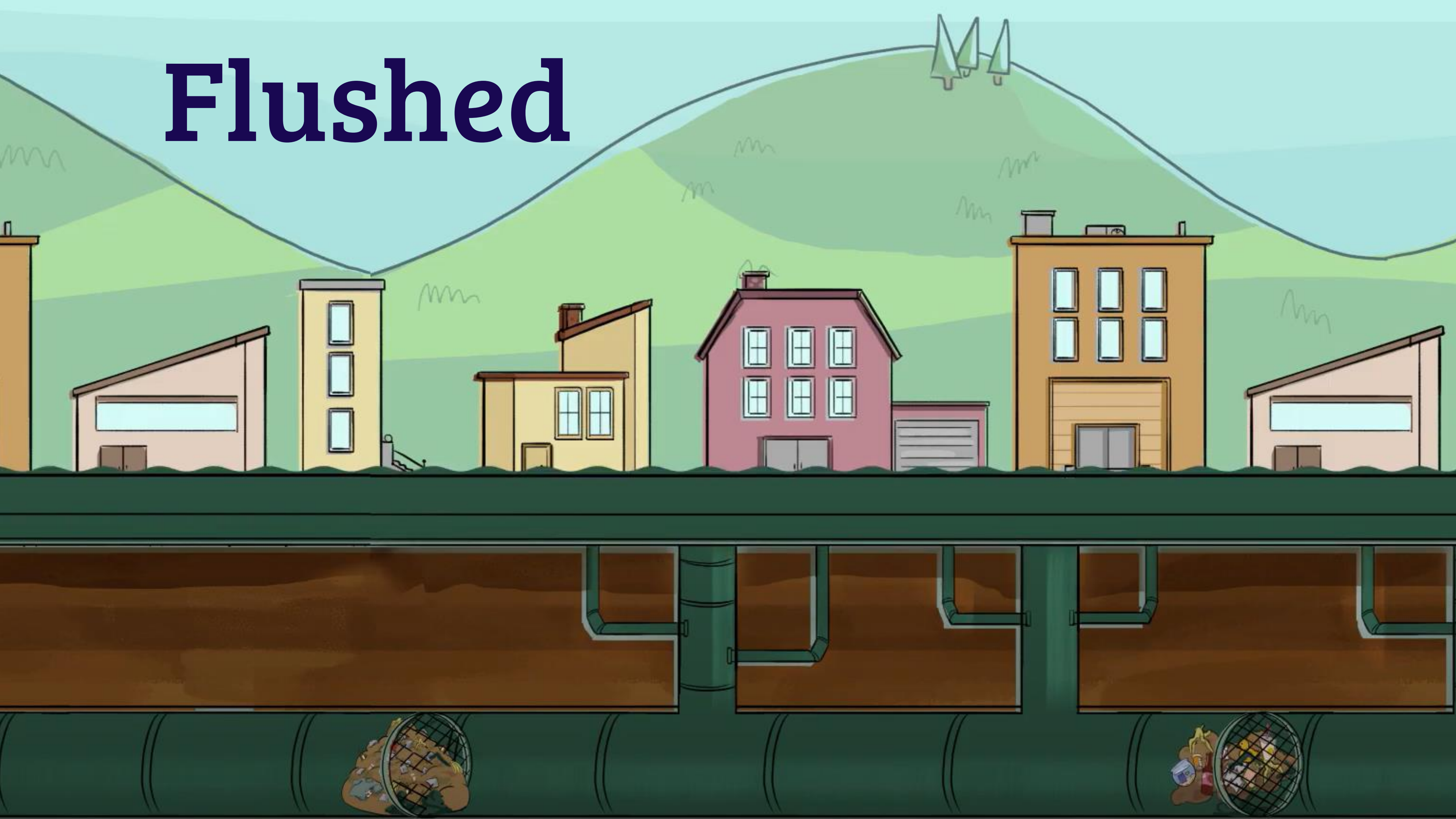



Flushed



**What happens when we
flush the toilet?**

**What happens when
you pull the plug out of
the sink?**

**Where does the bath
water go?**



Flushed - Learning Intentions

You will:

- Know what sewage (wastewater) is.
- Learn that we need to protect our sewage pipes.

What is wastewater?

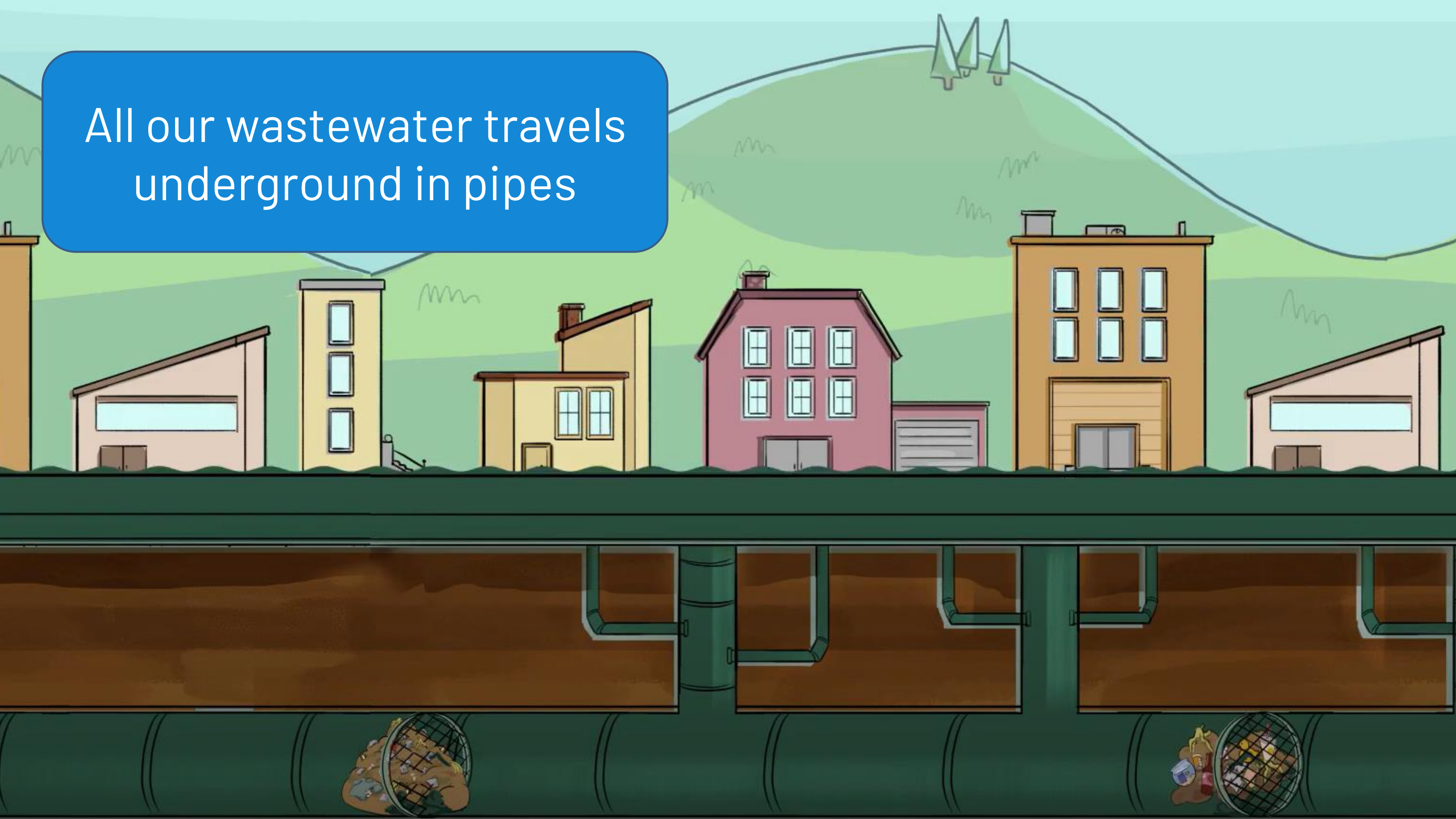
Wastewater is the water we have used and made dirty.

Where would you make wastewater at your house?



Once we have used water, we
create what is called
wastewater, also called sewage.

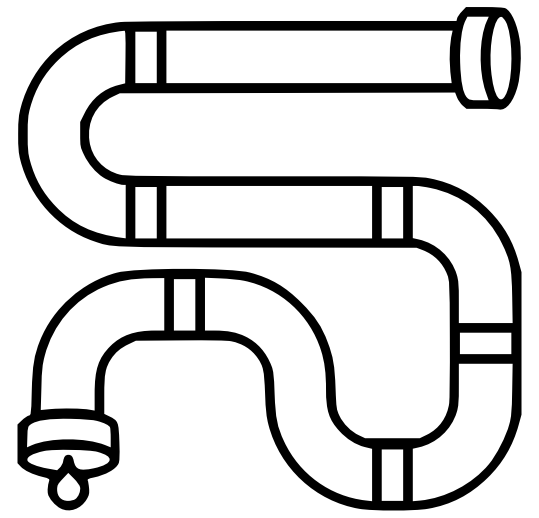
All our wastewater travels
underground in pipes



**All wastewater ends up at a Water Reclamation Plant.
Here it is cleaned before it is returned to the environment.**

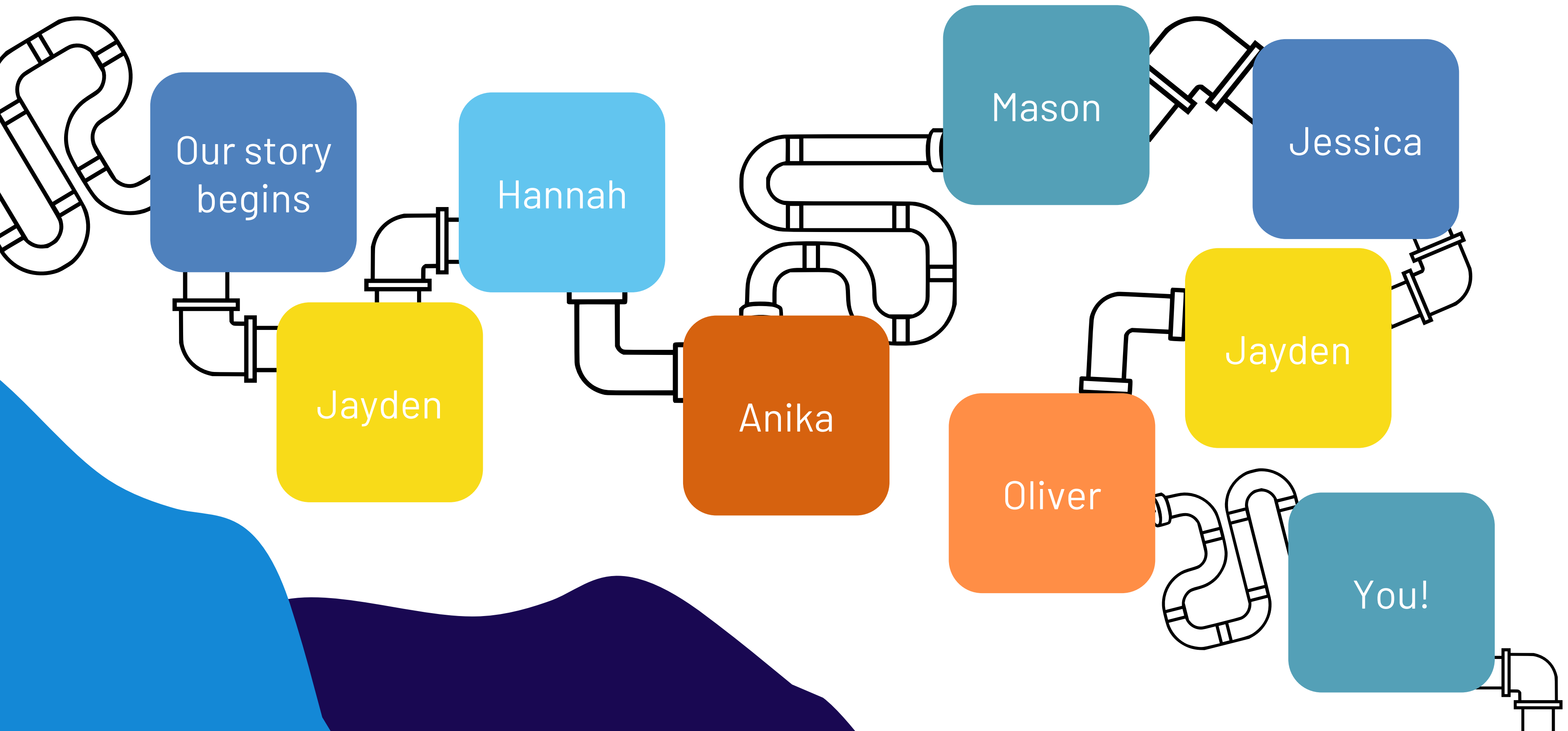


Activity: Story of Sewage Pipe



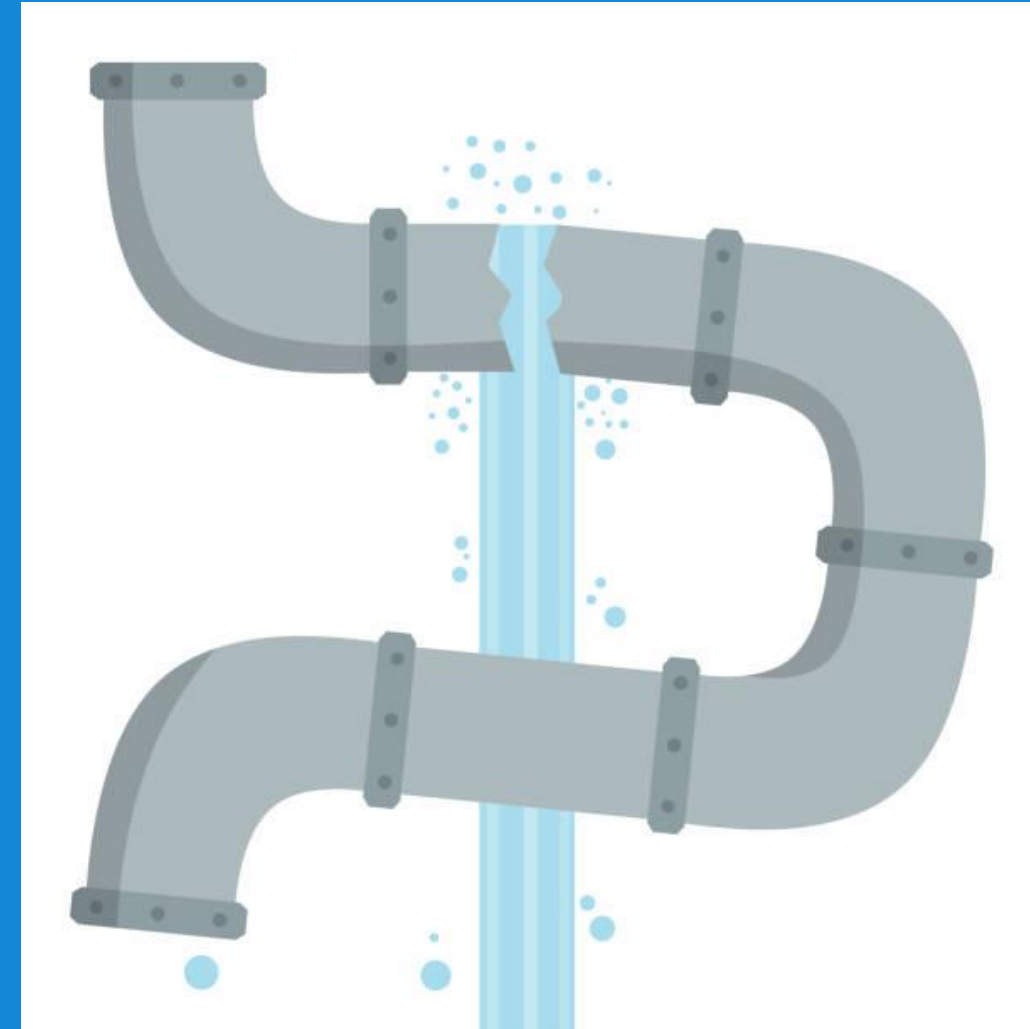
- We are going to hear the story of a sewer pipe as it travels under our homes and businesses.
- It will teach us about the things people put down the drain, **some of which they shouldn't!**
- You will play some of the characters.
- As your character is named, come and tip out your jar into the water...

Story of a sewer pipe:



What can you do?

- Only flush the three P's – Pee, Poo, and Toilet Paper.
- Make sure wet wipes, cotton buds, tissues, and paper towels go in the bin, NOT the toilet.
- Don't put oil or fat down the drain.
- Scrape off food scraps before you do the dishes.
- Don't put any rubbish in the toilet or down the sink.



True or False?

A. We all create wastewater. T or F?

B. The Three P's are **Pee**, **Poo**, and Toilet **Paper**.
T or F?

C. Wet wipes and cotton buds can be flushed
down the toilet. T or F?

D. You can pour chemicals down the sink. T or F?

E. Fats and oils should not be poured down the
sink. T or F?

F. Our sewage pipes are all connected. T or F?

A. True

B. True

C. False

D. False

E. True

F. True


Pipe Pledge!

Scissors icon at top left and top right.

Name: Noah

Instructions:
1. Write your pipe pledge in the box
2. Creatively colour your pipe with pee, poo, and toilet paper
3. Cut and connect your pipes with your class!

No!



My pipe pledge:
I will not put rubbish
in the toilet!


CS Scanned with CamScanner

Scissors icon at top left and bottom right.

My pipe pledge:
I WILL NOT PUT
FAT AND OIL IN THE
TOILET.
I WILL ONLY FLUSH THE
'3PS!'

Instructions:
1. Write your pipe pledge in the box
2. Creatively colour your pipe with pee, poo, and toilet paper
3. Cut and connect your pipes with your class!

Name: EMMA



CS Scanned with CamScanner

Scissors icon at top left and bottom right.


Name: STEPH

My pipe pledge:
I won't
put wet
wipes or
cotton buds
in the toilet.

I will only
flush the
three P's!

Instructions:
1. Write your pipe pledge in the box.
2. Creatively colour your pipe with pee, poo, and toilet paper.
3. Cut and connect your pipes with your class!

Protect our
stop pipes!
the
block!



CS Scanned with CamScanner


Pipe Pledge!

Show your learning by making a Pipe Pledge!

Your pledge should be about how you will help protect our pipes.

By looking after our pipes, we can make sure our health and the environment are protected.

Once they are all done, you can connect your class together, just like the real pipes underground.



Connect them together!



Name: **STEPH**

My pipe pledge:
I won't put wet wipes or cotton buds in the toilet.
I will only flush the three Ps!

Instructions:
1. Write your pipe pledge in the box.
2. Creatively colour your pipe with pee, poo, and toilet paper.
3. Cut and connect your pipes with your class!

Protect our pipes!
Stop the block!

Name: **Noah**

Instructions:
1. Write your pipe pledge in the box.
2. Creatively colour your pipe with pee, poo, and toilet paper.
3. Cut and connect your pipes with your class!

No!

Name: **Sam**

Instructions:
Write your pipe pledge in the box
Creatively colour your pipe with pee, poo, and toilet paper
Cut and connect your pipes with your class!

My pipe pledge:
I will only flush the 3 Ps down the toilet!

Name: **EMMA**

Instructions:
1. Write your pipe pledge in the box
2. Creatively colour your pipe with pee, poo, and toilet paper
3. Cut and connect your pipes with your class!

My pipe pledge:
I won't put rubbish

Send a picture to communications@caliban.com.au